



Hardware & Cargo Control

We make it our business to have the trailer parts you need when you need them and that means having a full line of hardware and cargo control products for you to choose from. As your one stop shop for hardware, we have hinges, handles, latches, rivets and drill bits. If that's not enough, we also have cargo straps, rollers, brackets, toolboxes, locks, floor screws and more!

Towing Mirror	K-2	Torx Floor & Wall Liner Screws	K-11
Grab Handles and Steps	K-2	Torx Screwdriver Bit and Holder	K-11
Spare Tire Carriers	K-2	Drill Bits	K-11
Enclosed Trailer Ramp Springs	K-2	Locks & Lock Brackets	K-12 - K-13
Ramp Springs	K-3	Safety Chains and Cables	K-14
Continuous Hinge	K-3	Safety Hooks & S-Hooks	K-14
Chrome Flush Hinge	K-3	Clevis Grab and Clevis Slip Hooks	K-14
Strap Hinges	K-3	Chain Load Binders	K-14
Hinge Pins and Nipple	K-4	Grades 30 & 43 Chain	K-15
Pin and Roller Assembly	K-4	Snap Hooks, S-Hooks	K-15
Flush Latches	K-4	Quick Links & Spring Links	K-15
Tipper Latch	K-4	Cargo Control Products	K-16
Latches	K-5	Tie Down Straps & Strap Winches	K-16
Spring Latch	K-5	Winch & Axle Straps	K-17
"Suitcase" Latch	K-5	Wheel Nets	K-17
Side Door Bar Lock Assembly	K-5	Tarp Straps	K-17
Universal Cam-Door Lock	K-5	Kinedyne E-Track Cargo Control	K-17
Cab Lock Handles	K-6	Rack'em Landscape Trailer Accessories	K-18 - K-19
Cab Locks	K-6	Underbody Toolboxes	K-20
Vinyl Handle Grips	K-6	Stainless Steel Door Toolboxes	K-20
Rubber Bumpers	K-6	Aluminum Toolboxes	K-20
Door Holders	K-6	Toolbox Mounting Brackets	K-20
Hitch Pins	K-7	Universal Toolbox Shelving Systems	K-21
Snapper Pins	K-7	A-Frame Toolboxes	K-21
Linchpins	K-7	Trailer Tarping Systems	K-21
Lanyards	K-7	Bolster and Bunk Brackets	K-22
Weld-on Stake Pocket	K-8	Roller Brackets	K-22
Tie Loops	K-8	Rubber Bow Guards	K-22
D-Rings & Lashing Rings	K-8	Rubber Side Guide Roller and Cap	K-22
Redline Packaged Hardware	K-9	Roller Shaft and Pal Nuts	K-22
Rivet Tool & Rivets	K-10	Keel Rollers	K-22

Towing Mirror



This durable all black towing mirror is fully adjustable and fits most standard OEM mirrors. The jointed extension arms adapt to the desired angle or shape, and the mirror head pivots on a ball so it can be used either vertically or horizontally. Easily installed with no tools; just clip the mirror on and cinch up straps until they are tight. When mirror is not in use it is collapsible, so it takes up very little storage space.

Part No.	Ref. No.	Description
30-0096XL	413330	CLIP ON TOWING MIRROR

Grab Handles and Steps



5709, 1258

GH12-713



92451

Grab handles and steps are excellent for use on trucks, trailers and campers. The #5709 folding step is constructed of heavy iron with a stainless steel spring. The #1258 is made of 100% stainless steel. The #92451 pullout step is ideal for campers and other step-up trailers. The pullout step extends out and down when in use and pushes up and in to be out of sight when traveling.

Part No.	Ref. No.	Description
GH12-713	376990	GRAB HANDLE, STEEL W/ CHROME FINISH 2" X 13"
5709	382800	FOLDING STEP 2 1/8" x 4 3/8", BACK PLATE 2" x 2"
1258	376996	STAINLESS STEEL FOLDING STEP, 2 1/8" x 4 3/8"
92451	383000	PULL OUT STEP SIZE 7" x 20" WITH 8" DROP

Spare Tire Carriers



8650

STC7564

6280

6220

Part No.	Ref. No.	Wheel Bolt No.	Description
6220	412800	4,5	HAS EXTRA LENGTH TO ALLOW THE HANDLING OF WIDE TIRES OR WILL SPAN THE WIDER TONGUES OF CUSTOM BUILT TRAILERS, PACKAGED
6280	413000	4,5	WITH MASTERLOCK PADLOCK, ADDS EXTRA PROTECTION TO KEEP YOUR SPARE TIRE IN PLACE, PACKAGED
STC7564	413100	4,5	HI-MOUNT FITS UP TO 3" X 4" SQ. TONGUE (COMES WITH MOUNTING HARDWARE), BOXED
8650	413200	5,6,8	COMMONLY USED ON HORSE AND LIVESTOCK TRAILERS

Enclosed Trailer Ramp Springs

Each ramp door spring is a complete system, designed for enclosed (cargo and specialty) trailers, and includes everything necessary for proper installation, except mounting bolts. The system features a dual drum and dual cable to prevent the ramp door from free falling in the event one cable is accidentally cut. The universal mounting bracket has two 3/8" holes that allow the installer to bolt to the rear header or the bracket can be welded. The four part numbers offered cover a majority of enclosed trailers, but custom assemblies are also available for finished door weights ranging from 50 lbs. to 300 lbs. The system is warranted for three years against defects in material and/or workmanship.



It's an open and shut case.®

Part No.	Ref No.	Spring Type	Tube Length	Capacity	Package
ERS160D96	385650	Dual Spring	96"	160 lbs.	Boxed
ERS120D81	385660	Dual Spring	81"	120 lbs.	Boxed
ERS80S96	385670	Single Spring	96"	80 lbs	Boxed
ERS80S66	385680	Single Spring	66"	80 lbs.	Boxed



Ramp Springs

Manufactured with a high quality steel alloy, these ramp springs provide approximately 90 degrees of deflection.

Part No.	Ref. No.	Description
RS16933LH	385700	RAMP SPRING LEFTHAND 2K TORQUE FOR 1 1/2" SHAFT
RS16933RH	385705	RAMP SPRING RIGHTHAND 2K TORQUE FOR 1 1/2" SHAFT



Continuous Hinge

Also called a "piano hinge", Continuous Hinges can be used in many applications. All hinges rotate 270 degrees, measure 6 ft. in length, and come with no holes.

Part No.	Ref. No.	Flat Width	Pin Size	Gauge	Knuckle Length	Material Type
H150	383800	1 1/2"	1/8"	.050"	1/2"	MILD STEEL
SH150	383820	1 1/2"	1/8"	.050"	1/2"	STAINLESS STEEL
H200	384000	2"	3/16"	.060"	1/2"	MILD STEEL
SH200	384020	2"	3/16"	.060"	1/2"	STAINLESS STEEL
H300	384200	3"	1/4"	.074"	1"	MILD STEEL
SH300	384220	3"	1/4"	.074"	1"	STAINLESS STEEL



Chrome Flush Hinge

Commonly known as a "Refrigerator Door Hinge", this chrome plated zinc die-cast unit utilizes a 5/16" stainless steel pin for increased rust resistance. It pivots on two nylon bushings, for smooth operation. Mounts with six - No.10 flat or oval head screws (not included). Can be mounted as a left hand or right hand hinge.

Part No.	Ref. No.	Width	Length
104	383700	3 1/4"	6"



Strap Hinges

Ideal for use in manufacturing or as replacement parts for trailer dealers. These strap hinges are manufactured from heavy duty 8-gauge steel. To reduce wear, brass spacers have been added between the moving parts. All hinges are zinc plated to resist corrosion.

Part No.	Ref. No.	Description
2212	383702	STRAP HINGE, ZINC, 12" L OVER GASKET 270°
2512	383705	STRAP HINGE, ZINC, 12" L OVER GASKET 180°
2008	383708	STRAP HINGE, ZINC, 8" L 3-HOLE BRACKET
4022	383711	STRAP HINGE, ZINC, 12" L FLUSH MOUNT 270°



Hinge Pins and Nipples

Used for custom building your own heavy duty door hinges, Hinge Pin Nipples are welded to outer frame and to door, aligning them so the Hinge Pin may be inserted. Greasable hinge pins have a grease zerck installed on one end and an outlet hole to allow lubrication of the hinge.



HPN214



HP412G



HP12-412G

Part No.	Ref. No.	Description	Diameter	Length
HPN214	384375	HINGE PIN NIPPLE	1/2" I.D.	2 1/4"
HP412	384378	HINGE PIN	1/2" O.D.	4 1/2"
HP412G	384381	HINGE PIN, GREASABLE	1/2" O.D.	4 1/2"
HP634	384384	HINGE PIN	1/2" O.D.	6 3/4"
HPN34-214	384387	HINGE PIN NIPPLE	3/4" I.D.	2 1/4"
HP34-412G	384390	HINGE PIN, GREASABLE	3/4" O.D.	4 1/2"
HPN34-2	384395	HINGE PIN NIPPLE	3/4" I.D.	2"
HP34-4G	384397	HINGE PIN, GREASABLE	3/4" O.D. X 1" BASE	4"
HP12-412G	384383	HINGE PIN, 2 PIECE, GREASABLE	1/2" O.D. X 3/4" BASE	4 1/2"

Pin and Roller Assembly

Ideal for sliding gates and doors, or anywhere a small wheel is needed. Available in rubber with nylon insert or all steel construction.



Part No.	Ref. No.	Description	I.D.	O.D.	Width	Pin Dim.
RL11265ND4	381025	RUBBER ROLLER WHEEL	1/4"	2"	7/8"	NO PIN
PRA-1	381000	STEEL ROLLER WHEEL	1/2"	1 1/2"	7/16"	1/2" X 1 3/4"

Flush Latches

Flush Latches feature Stainless Steel Springs, with or without Locking Cylinders. Available with Plain (rust-proofed) coated steel or Stainless Steel; ensuring long life and trouble free service.



L1883



L1980



L4080

Part No.	Ref. No.	Description	Type	Finish	Hole Size
L1980	379000	LOCKING	"JUNIOR"	PLAIN	2 3/4" x 3 3/4"
N1980	379200	NON-LOCKING	"JUNIOR"	PLAIN	2 3/4" x 3 3/4"
L1930	379400	LOCKING, INSIDE RELEASE	"JUNIOR"	PLAIN	2 3/4" x 3 3/4"
L1883	379600	LOCKING	"JUNIOR"	STAINLESS	2 3/4" x 3 3/4"
L1833	379800	LOCKING, INSIDE RELEASE	"JUNIOR"	STAINLESS	2 3/4" x 3 3/4"
L4080	380230	LOCKING	T-HANDLE	STAINLESS	2 3/4" x 3 3/4"
L3980	380000	LOCKING	FULL SIZE	PLAIN	3 3/8" x 4 5/8"
N3980	380200	NON-LOCKING	FULLSIZE	PLAIN	3 3/8" x 4 5/8"
CHK510	380250	REPLACEMENT KEY #510			
CHK545	380275	REPLACEMENT KEY #545			
CHKT	380600	REPLACEMENT KEY AND TUMBLER SET FOR LOCKING "JUNIOR" FLUSH LATCHES			

Tipper Latch

Tipper Latches are commonly used for tilt-bed utility, snowmobile and boat trailers. They are spring loaded for easy release.

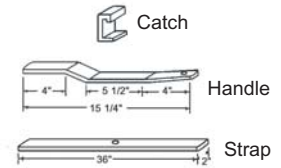


Part No.	Ref. No.	Description
382	413400	TIPPER LATCH

Rear Door Latch

Rear Door Latch for stock trailers includes a steel bar, handle and catch. For a complete assembly use 2 sets with Hinge Pins, Nipples and Flat Vinyl Handle Grips (#FVH200).

Part No.	Ref. No.	Description
312LS	380800	3 -PIECE SET
312LS-H	380805	REPLACEMENT HANDLE FOR 312LS
312LS-C	380810	REPLACEMENT CATCH FOR 312LS
312LS-S	380815	REPLACEMENT STRAP FOR 312LS



Spring Latches

Spring Latches SL176 & SL716SS feature stainless steel spring, 7 5/16" long pin with looped handle and mounting hole centers of 1" x 1 7/8". Part # SL58W can be welded at the nose of the latch.


Part No.	Ref. No.	Pin Size	Finish
SL716	380700	7/16"	ZINC
SL716SS	380725	7/16"	STAINLESS W/ ALUMINUM BASE
SL58W	380750	5/8"	ZINC



"Suitcase" Latches

The over-center latch with a high strength wire loop provides the greatest holding power of all loop configurations. Features zinc plating and firm draw up tension for secure holding.

Part No.	Ref. No.	Description	Length	Width
HC207	382400	WITH LOCK HOLE	3 13/16"	1 9/32"
HC210	382600	WITHOUT LOCK HOLE	3 13/16"	1 9/32"



Side Door Bar Lock Assembly

Ideal for use on trailer side doors that are typically smaller than rear doors. This assembly includes a 36" pipe, and is zinc coated to resist rust and corrosion.

Part No.	Ref. No.	Description
3057-36	383714	SIDE DOOR BAR LOCK ASSEMBLY WELDMENT W/ 36" PIPE



Universal Cam-Door Lock

This plain-finish Cam-Lock is for all van bodies, trucks and trailers. It can be used for side door or rear door applications. The Lock can be installed on flush to 3/4" offset doors. A bridge-type keeper prevents accidental opening and ensures safe locking action. The positive double action handle gives dual protection against jarring in transit.


Measurements:

- 3/16" Thick Bearing Covers
- 1 3/4" Maximum Lock Protection
- 1/2" Square Padlock or Seal Eye
- 1 7/8" Width of Keeper
- 13/52" Diameter Mounting Holes

Part No.	Ref. No.	Description
5654X	383200	CAM-DOOR LOCK, USES 3/4" I.D. PIPE (NOT SUPPLIED)
158-100	383225	REPLACEMENT HANDLE FOR 5654X
158-101	383250	REPLACEMENT HANDLE LATCH FOR 5654X



Cab Lock Handles



Available in locking or non-locking models, the door/compartments handles are designed for use with Cab Locks. All shafts are 5/16" square.

Part No.	Ref. No.	Description	Shaft Length
276	377000	"L" HANDLE WITH LOCK	2 1/2"
277	377200	"L" HANDLE WITHOUT LOCK	2 1/2"
777	377400	"T" HANDLE WITH LOCK	3 1/2"
818-20	377600	ADJUSTABLE LATCH, USED IN PLACE OF CAB LOCK	

Cab Locks



Cab Locks are surface-mounted to the door, so no mortising or blocking is required for installation. They are fitted with a high-carbon tempered flat steel spring, for smooth operation, and a die-formed bushing. The 2" wide, 3 3/8" tall locks are to be used with #276 and #277 "L" and #777 "T" handles.

Part No.	Ref. No.	Description
57LH	378200	LEFT HAND WITH THUMB RELEASE
57RH	378400	RIGHT HAND WITH THUMB RELEASE
58LH	378600	LEFT HAND WITHOUT THUMB RELEASE
58RH	378800	RIGHT HAND WITHOUT THUMB RELEASE


Vinyl Handle Grips



These black Vinyl Handle Grips fit over stock trailer door handles and latches, or anywhere else a finishing touch is desired.

Part No.	Ref. No.	Type	Inside Dimension	Length
FVH150	384400	FLAT	1/4" x 1 1/2"	3"
FVH200	384600	FLAT	1/4" x 2"	3"
RVH50-1	384850	ROUND	1/2"	1"
RVH50	384800	ROUND	1/2"	4"
RVH60	385000	ROUND	9/16"	4"
RVH75	385200	ROUND	3/4"	4"

Rubber Bumpers



Rubber bumpers prevent damage to trailer doors, etc. Small bumpers can be used as door stops, handle cushions or dock bumpers.

Part No.	Ref. No.	Outside Diameter	Height	Recess	Mounting Hole
B-1	385800	2 1/2"	1"	1/2" X 1 1/8"	3/8"
B-2	386000	1"	13/16"	1/4"	1/8"

Door Holders



One part is mounted to the door, the other to the side of the trailer. Primarily used for holding trailer doors open, but can also be used on trailer windows. All metal parts are zinc plated.

Part No.	Ref. No.	Description
5601	383400	HOOK AND KEEPER
DH100	383600	PLUNGER & RUBBER SOCKET (2 5/8" OVERALL)
DH100S	383610	REPLACEMENT RUBBER SOCKET FOR DH100
DH100P	383620	REPLACEMENT PLUNGER FOR DH100 (2 1/4" LENGTH)
DH604	383630	PLUNGER & NYLON SOCKET (1" STEM)
DH604P	383635	REPLACEMENT PLUNGER FOR DH604 (1" LENGTH)
DH605	383640	PLUNGER & NYLON SOCKET (2" STEM)
DH605P	383645	REPLACEMENT PLUNGER FOR DH605 (2" LENGTH)
DH600S	383650	REPLACEMENT NYLON SOCKET FOR DH604 & DH605
DH38R	383675	1" PLASTIC STEM & RUBBER SOCKET
DH38S	383680	REPLACEMENT RUBBER SOCKET FOR DH38R & DH39R
DH38P	383685	REPLACEMENT 1" PLASTIC STEM FOR DH38R
DH39R	383690	2" PLASTIC STEM & RUBBER SOCKET
DH39P	383695	REPLACEMENT 2" PLASTIC STEM FOR DH39R

Hitch Pins


Hitch Pins are available in a variety of sizes for utility wagons, implements, etc., or when a locking pin is desired. All Hitch Pins come with keepers and replacement keepers are available. Plated to resist corrosion.

Hitch Pins w/ Keeper

Part No.	Ref. No.	Size
12H	320400	1/2" x 3 1/2"
58H	320600	5/8" x 4 1/2"
586H	320800	5/8" x 6"
34H	321000	3/4" x 4 1/2"
346H	321200	3/4" x 6"
1006H	321220	1" X 6"

Keepers

Part No.	Ref. No.	Size
HPK3	321400	1 5/8" LONG
HPK4	321450	3 3/4" LONG
HPK9	321600	2 9/16" LONG



1006H

Snapper Pins

Snapper Pins have many uses on equipment, trailers, couplers, pintles, etc. The quick connect and disconnect feature makes them easy to use. The double wire mechanism keeps it securely "locked" during use. Choose the square standard style or the round tab style. Plated to resist corrosion.

Part No.	Ref. No.	Dia.	Usable Length	Style
14-134TR	321605	1/4"	1 3/4"	ROUND
14-134	321610	1/4"	1 3/4"	SQUARE
14-212TR	321613	1/4"	2 1/2"	ROUND
14-238	321616	1/4"	2 3/8"	SQUARE
516-134TR	321620	5/16"	1 3/4"	ROUND
516-214	321623	5/16"	2 1/4"	SQUARE
516-212TR	321627	5/16"	2 1/2"	ROUND
38-114	321632	3/8"	1 1/4"	SQUARE
38-134TR	321635	3/8"	1 3/4"	ROUND
38-200	321641	3/8"	2"	SQUARE
38-212TR	321646	3/8"	2 1/2"	ROUND



Linchpins

Manufactured from low carbon steel, the pin portion of the linchpin has a Rockwell hardness Ra 50-60 with a 60kg load. The ring portion of the linchpin is hot drawn spring steel. Zinc plated for corrosion resistance. Part LP716HD has a heavy duty ring.


Part No.	Ref. No.	Dia.	Usable Length
LP316	321655	3/16"	1 3/8"
LP14	321658	1/4"	1 3/4"
LP516	321660	5/16"	1 3/4"
LP38	321663	3/8"	1 3/4"
LP716	321665	7/16"	1 3/4"
LP716HD	321667	7/16"	1 3/4"



Lanyards

These lanyards have a variety of uses for your trailer needs, such as securing hitch pins, linchpins and snapper pins to prevent loss. They are made of multi-strand aircraft cable, making them stronger than a single wire construction and resistant to breaking.

Part No.	Ref. No.	Length
2608	321240	8"
2612	321246	12"
2618	321252	18"



Weld-on Stake Pocket



Designed for use on flat bed trucks or trailers. Designed to accept standard 2" x 4" stakes.

Part No.	Ref. No.	Gauge	Height	I.D.
STKP34	404625	4	3"	1 5/8" X 3 1/2"

Tie Loops

Tie Loops can be used wherever a rope-tie or halter-tie is desired. Choose from brushed aluminum bolt-on, or conventional weld-on styles. Part #38CL is a low profile design for use with safety chains.



Part No.	Ref. No.	Description	Diameter	Inside Diameter	Leg Length
TL20012AB	404000	ALUMINUM, BOLT-ON ROUND	1/2"	2"	2 1/4"
TL20012	404010	METAL, WELD-ON ROUND	1/2"	2"	2"
TL21438	404015	METAL, WELD-ON SQUARE	3/8"	2 1/4"	7/8"
38CL	404007	METAL, WELD-ON LOW PROFILE	3/8"	1/2"	4 1/2"

D-Rings and Lashing Rings

A full range of sizes of D-Rings and Lashing Rings is available; light duty for rope ties in cargo and horse/stock trailers or heavy duty for chains, etc., on equipment/flat bed trailers.



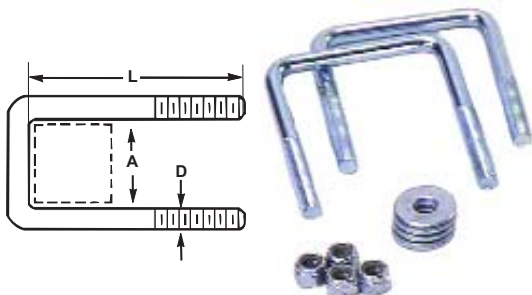
Part No.	Ref. No.	Capacity	Description
TL178AB	404004	N/R	1 7/8" I.D. RING W/ BOLT-ON BRACKET, ALUMINUM
DR14-15	404150	N/R	1/4" W/BOLT-ON MOUNTING BRACKET MEASURES 1 1/8" x 1 1/8" I.D. W/1 3/8" HOLES CENTERS ON BRACKET
DR14-20	404200	1,200 LB RATED	RECESSED ZINC-PLATED W/OVERALL MEASUREMENTS OF 5" LONG, 3 1/2" WIDE AND 3/8" DEEP
DR14-30	404245	N/R	4 1/5" O.D. SURFACE MOUNT W/ PLASTIC TRIM. ZINC PLATED.
DRB12-25	404300	4,000 WLL 12,000 MBS	1/2" W/BOLT-ON MOUNTING BRACKET MEASURES 2 1/2" X 2 3/8" I.D. W/2" HOLE CENTERS ON BRACKET
DR58-3	404400	6,000 WLL 19,000 MBS	5/8" DROP FORGED STEEL 3" x 3" I.D., WITH WELD-ON MOUNTING BRACKET
DR10-3-4	404600	15,000 WLL 47,000 MBS	1" DROP FORGED STEEL, 3" x 4" I.D., WITH WELD-ON MOUNTING BRACKET
RDR801	404605	6,000 LB RATED	4 1/2" X 4 7/8" O.D. RECESSED BRACKET, W/ 1 3/8" I.D. FORGED RING
RDR901	404610	6,000 LB RATED	6 1/5" O.D. RECESSED RING SWIVELS 360°. ZINC PLATED

NOTE: WLL = Working Load Limit; MBS = Minimum Breaking Strength

Packaged U-Bolts



Ideal for boat/pwc/snowmobile trailers, these u-bolts are zinc plated to resist corrosion. Square bend simplifies attachment of hardware to square trailer frames.



Part No.	Ref. No.	D	A	L
381344UB	404700	3/8"	1 3/4"	4"
382144UB	404705	3/8"	2 1/4"	4 1/4"
382385UB	404710	3/8"	2 3/8"	5 1/4"
383384UB	404715	3/8"	3 3/8"	4 1/4"
383385UB	404720	3/8"	3 3/8"	5 1/4"
7162184UB	404730	7/16"	2 1/8"	4"
7163183UB	404735	7/16"	3 1/8"	3"
7163184UB	404740	7/16"	3 1/8"	4"
7164183UB	404745	7/16"	4 1/8"	3"
122185UB	404760	1/2"	2 1/8"	5 1/4"

Redline Packaged Hardware



Packaged Chain & Rope Hardware

Part No.	Ref. No.	Description
HW01-005	398910	Safety chain hook, 3/8", 3K cap.
HW01-010	398912	S-Hook, 1/4", 5K
HW01-015	398914	S-Hook, 1/4", Galvanized, 200 lb. cap
HW01-020	398916	S-Hook, 5/16", 185 lb. cap.
HW01-025	398918	S-Hook, 3/8", 270 lb. cap.
HW01-030	398920	Clevis slip hook, 1/4"
HW01-035	398922	Clevis slip hook, 5/16"
HW01-040	398924	Clevis slip hook, 3/8"
HW01-045	398926	Clevis grab hook, 1/4"
HW01-050	398928	Clevis grab hook, 5/16"
HW01-055	398930	Clevis grab hook, 3/8"
HW01-060	398932	Chain quick link, 3/16"
HW01-065	398934	Chain quick link, 5/16"
HW01-070	398936	Chain quick link, 3/8"
HW01-075	398938	Snap hook, open end, 5/8"
HW01-080	398940	Snap hook, swivel eye, 7/8"
HW01-085	398944	Winch strap hook
HW01-090	398948	Snap hook, double end, 1/4"



Packaged Trailer Body Hardware

Part No.	Ref. No.	Description
HW03-010	404021	Aluminum tie loop, bolt-on
HW03-020	404022	D-Ring, surface mount, bolt-on
HW03-030	404023	D-Ring, recessed, bolt-on, plated
HW03-040	404024	D-Ring, surface plate mount
HW03-050	404025	D-Ring, surface mount, bolt-on
HW03-060	404026	D-Ring, surface mount, weld-on
HW03-070	404030	D-Ring, recessed, bolt-on, plated
HW03-080	404035	Stake pocket, weld-on
HW03-090	404045	Tipper latch
HW03-100	404050	Folding step/handle, bolt-on



Benefits of Redline Packaged Products

- Increased sales revenue through:
 - impulse purchases
 - higher per unit selling price
- Less inventory shrinkage:
 - better product identification
 - reduced theft
- More efficient retail operations:
 - applications on package
 - UPC bar codes
 - improved product identification
- Fewer returns due to incorrect product selection
- Genuine OEM Components

Trailer Door Hardware

Part No.	Ref. No.	Description
HW05-010	376961	L style door handle
HW05-020	376962	"T" style door handle
HW05-030	376964	Door handle cam
HW05-040	376966	Locking paddle latch, "JR"
HW05-050	376968	Locking paddle latch, full size
HW05-060	376970	Locking T-handle latch
HW05-070	376972	Suitcase latch w/lock hole
HW05-080	376974	Cast chrome hinge
HW05-090	376976	Door hold-back, hook/keeper
HW05-100	376978	Door hold-back, 2-18" stem
HW05-110	376980	Door hold-back, 1-1/2" stem
HW05-120	376982	Door hold-back, 2-1/2" stem
HW05-130	376984	Rubber door bumper, 2 1/2" x 1" tall
HW05-140	376986	Rubber door bumper, 13/16" dia.



HARDWARE &
CARGO CONTROL

Rivet Tool

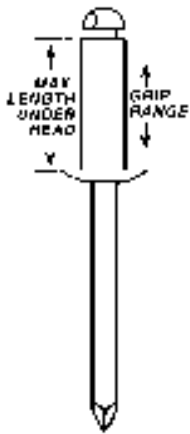
This is one of the best selling hand rivet tools in the industry. Features a square shoulder fulcrum pin of cold-formed heat-treated steel to prevent pin rotation, which can elongate the engaging holes and cause premature tool failure with other rivet tools. Other quality features include: precision die-cast, high-strength aluminum alloy body, drop-forged carbon steel upper handle and thick, cushion-molded vinyl grips, for comfort. Sets up to 3/16" steel rivets and comes with four mounted nose-pieces (3/32", 1/8", 5/32", and 3/16"), plus a service wrench.



Part No.	Ref. No.	Description
39000	495600	HEAVY-DUTY HAND RIVETER

Rivets

Determine which Rivet you need for the job by grip range. Rivets are designed to provide best fastening when used within the proper grip range. If the thickness of the material you are fastening varies, it is best to use more than one size rivet.



Part No.	Ref. No.	Rivet Diameter / Flange Diameter	Hole Size Drill No.	Max. Length Under Head	Grip Range (Inches)	Quantity
AD42ABS	386800	1/8"	.129 - .133, 9/64"	.265	.032 - .125	500
AD44ABS	387000	1/8"	.129 - .133, 9/64"	.390	.188 - .250	500
AD45ABS	387200	1/8"	.129 - .133, 9/64"	.453	.251 - .312	500
AD46ABS	387400	1/8"	.129 - .133, 9/64"	.515	.313 - .375	500
AD48ABS	387600	1/8"	.129 - .133, 9/64"	.640	.376 - .500	500
AD54ABS	387700	5/32"	.160 - .164, 11/64"	.465	.188 - .250	500
AD56ABS	387800	5/32"	.160 - .164, 11/64"	.540	.251 - .375	500
AD64ABS	388200	3/16"	.192 - .196, 13/64"	.440	.126 - .250	500
AD64ABSLF	388400	3/16" *	.192 - .196, 13/64"	.440	.126 - .250	500
AD66ABS	388600	3/16"	.192 - .196, 13/64"	.565	.251 - .375	500
SD66ABS	388700	STEEL 3/16"	.192 - .196, 13/64"	.565	.251 - .375	500
AD66ABSLF	388800	3/16" *	.192 - .196, 13/64"	.565	.251 - .375	500
AD68ABS	389000	3/16"	.192 - .196, 13/64"	.690	.376 - .500	500
AD610ABS	389200	3/16"	.192 - .196, 13/64"	.815	.501 - .625	500
AD610ABSLF	389400	3/16" *	.192 - .196, 13/64"	.815	.501 - .625	500
AD612ABS	389600	3/16"	.192 - .196, 13/64"	.940	.626 - .750	500
AD612ABSLF	389800	3/16" *	.192 - .196, 13/64"	.940	.626 - .750	500

* Features 5/8" diameter large flange rivet head

Torx® Floor & Wall Liner Screws

Torx® Screws are the quick, easy and economical way to secure wood floors to trailers. Screws are 1/4" diameter, type "F" flat head, and feature self-tapping screw points. They require a 7/32" pilot hole. Some trailer builders have made the switch from CCA® treated wood to ACQ® (Alkaline Copper Quaternary) treated wood. The ACQ® treated wood appears to be more corrosive than expected. According to third party testing, zinc plating will not suffice.

As a service to our customers using the new treated wood, we offer a floor screw with an approved plating material. You can expect 1000 hours of salt spray protection from these floor screws when used with ACQ® treated wood. They are less expensive than stainless steel, and have been shown by the plating manufacturer's test to outperform hot dipped galvanized when used in ACQ® treated wood.

Part No.	Ref. No.	Diameter	Length	Head	Type
TFX150	386200	1 / 4"	1-1/2"	FLAT	STANDARD
TFX225	386400	1 / 4"	2-1/4"	FLAT	STANDARD
TFX250	386600	1 / 4"	2-1/2"	FLAT	STANDARD
TFX150ACQ	386205	1 / 4"	1-1/2"	FLAT	FOR ACQ TREATED WOOD
TFX225ACQ	386405	1 / 4"	2-1/4"	FLAT	FOR ACQ TREATED WOOD
TFX250ACQ	386605	1 / 4"	2-1/2"	FLAT	FOR ACQ TREATED WOOD
TF01-150	386250	PACKAGED FLOOR SCREWS, 1 / 4" X 1-1/2", (40 / PKG)			
TF01-225	386450	PACKAGED FLOOR SCREWS, 1 / 4" X 2-1/4", (40 / PKG)			
TF01-250	386650	PACKAGED FLOOR SCREWS, 1 / 4" X 2-1/2", (40 / PKG)			
WLS100	376939	WALL LINER SCREW 1" BLACK TORX WAFER SELF-DRILL			



Standard Screws



Designed for ACQ® treated wood

Torx Screwdriver Bit and Holder

The Torx® Screw Driver Bit has a 1/4" hex drive and makes installing Torx® screws a simple task. For easier, faster floor screw installation, we now offer a 1/4" Hex Driver Bit holder for our TX430 floor screw bit. The driver bit is held securely in the holder by an internal ring retainer. The extended driver shaft can be mounted in any type drill chuck, making it easy to change Torx® bits and install floor screws.

Part No.	Ref. No.	Description
TX430-3	489205	TORX® SCREW DRIVER BIT (PKG OF 3)
TX490	489210	1/4" TORX® SCREW BIT HOLDER (DRIVER BIT NOT INCLUDED)
TX425	489204	TORX® SCREW DRIVER BIT, FOR T25 WLS100 SCREW



TX490

TX430-3



High-speed Twist Drill Bits

Jobber Length				
Part No.	Ref. No.	Fraction Size	Overall Length	Twist Length
18JB	486000	1/8"	2 3/4"	1 5/8"
532JB	486400	5/32"	3 1/8"	2"
1164JB	486600	11/64"	3 1/4"	2 1/8"
316JB	486800	3/16"	3 1/2"	2 5/16"
1364JB	487000	13/64"	3 5/8"	2 7/16"
732JB	487400	7/32"	3 3/4"	2 1/2"
14JB	487600	1/4"	4"	2 3/4"
38JB	488000	3/8"	5"	3 5/8"
Stubby Length				
Part No.	Ref. No.	Fraction Size	Overall Length	Twist Length
18SB	488200	1/8"	1 7/8"	7/8"
964SB	488400	9/64"	1 15/16"	15/16"
532SB	488600	5/32"	2 3/16"	1"
1164SB	488625	11/64"	2 1/8"	1 1/16"
316SB	489000	3/16"	2 3/16"	1 1/8"
1364SB	489050	13/64"	2 1/4"	1 3/16"
732SB	489100	7/32"	2 3/8"	1 1/4"

- Made in USA
- 135 degree Split Point for Accurate Centering and Fast Penetration
- Surface Treated for Abrasion Resistance and Rapid Chip Removal
- Package of 12 (38JB - Package of 6)



Locks & Lock Brackets

Protect your investment! To aid in the prevention of trailer theft, we have a lock to fit most popular trailer applications on the market today.

Master Lock



187XD



40D,
40KA

Master Lock's titanium reinforced padlock features a shrouded shackle that makes it difficult for would-be thieves to cut or pry. An ABS plastic front offers added durability and resists scratches. The Pro Series® all weather padlocks are designed for general purpose use in extreme conditions and corrosive environments. A dual deadbolt and hardened steel boron alloy shackle make this lock very difficult to pry or cut.

Padlocks		
Part No.	Ref. No.	Description
40D	290760	Padlock w/ 3/8" shielded shackle
40KA	290765	Padlock w/ 3/8" shackle, (keyed alike)
187XD	290770	2 7/16" Titanium Series Padlock (packaged)
6121D	290779	Pro Series 2 3/8" Padlock
MLPAD1	289800	Master Lock Assortment w/Display-Large
MLPAD2	289825	Master Lock Assortment - Small



Master Lock introduces the world's first fully adjustable locking cable. Its 100% steel braided cable makes the Python™ cut resistant, while the cable exterior is vinyl-coated to reduce scratching. The cable adjusts, giving you the ultimate in flexibility. It also has a cinching mode so you can tighten the cable without back slipping.



Python Adjustable Locking Cables		
Part No.	Ref. No.	Description
PLC30	290791	Lock & Cable 30 ft
PLC15	290792	Lock & Cable 15 ft
8413XDPF	290793	Lock & Cable 6 ft (packaged)
8401D	290801	Lock Body only (packaged)
8415D	290806	Cable only 15 FT.
8430D	290809	Cable only 30 FT.

Master Lock



35A



36A



39A

Coupler Locks			
Part No.	Ref. No.	Ball	Description
35A	290201	2" & 2 5/16"	Fits most Marvel couplers
36A	290401	2" & 2 5/16"	Fits 2" Hadco & 2 5/16" Atwood couplers
378DAT	290587	2 5/16"	Fits most 2 5/16" fabricated couplers
377DAT	290590	1 7/8" & 2"	Fits most fabricated couplers
377KA	290593	1 7/2" & 2"	Keyed alike version of 377DAT
39A	290601	2"	Fits most 2" Bulldog couplers

Trigger Locks			
Part No.	Ref. No.	Ball	Description
37D	290755		Trigger lock for 2 5/16" couplers, (9/32" or 1/2" shackle dia.)
605DAT	290790		Trigger lock for 1 7/8" & 2" couplers, (1/4" shackle dia.)
2847DAT	290650		Adjustable from 5/8" to 2" in length latch lock



378DAT



377DAT,
377KA



2847DAT




605DAT



37D

Locks & Lock Brackets

Precision made of aircraft aluminum, EZ Lock Brackets from Blaylock Industries will not rust and are highly visible to discourage would-be thieves. Easy to install. Simply place bracket over the coupler, insert the pin and attach padlock. EZTL38 has a push-button locking device.



Coupler Locks			
Part No.	Ref. No.	Ball	Description
EZTL33	290510	1 7/8", 2" & 2 5/16"	Fits most fabricated couplers
EZTL33-40D	290515	1 7/8", 2" & 2 5/16"	EZTL33 and one padlock
EZTL38	290540	1 7/8" & 2"	Fits most fabricated couplers
EZHB2	290700	2" & 2 5/16"	Fits HammerBlow Bulldog Couplers
EZHB2-40D	290705	2" & 2 5/16"	EZHB2 and one padlock



EZTL38

Gooseneck Coupler Locks			
Part No.	Ref. No.	Ball	Description
EZTL50	290850	2 5/16" & 3"	Fits most gooseneck couplers
EZTL51	290856	-	Fits Gooseneck setscrew
EZTL50-40D	290855	2 5/16" & 3"	EZTL50 and one padlock
EZTL5051-40KA	290858	2 5/16" & 3"	EZTL50, EZTL51 & two keyed alike padlocks

Draw Bar & King Pin Locks		
Part No.	Ref. No.	Description
EZTL60	290860	Fits most tow ring draw bars
EZTL60-40D	290865	EZTL60 and one padlock
EZTL70	290870	Fits most 2" King pins
EZTL70-40D	290875	EZTL70 and one padlock



EZTL60-40D

EZTL70

Wheel Lock		
Part No.	Ref. No.	Description
EZ300-1	290825	Clamp style whl lock, 12"-14", tire/whl combinations
EZ300-KIT	290830	EZ300-1 Wheel Lock with lug nut locks

EZTL5051-40KA

DT Universal Coupler Locks		
Part No.	Ref. No.	Description
DT-25013	290150	For 1 7/8", 2" & 2 5/16"
DT-25013KA	290152	Universal Coupler Lock, keyed alike
DT-PROMO	290155	Display, free with 5 Universal Coupler Locks (coupler not included)

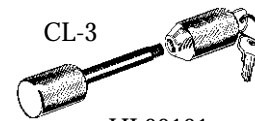


DT-DISPLAY



Coupler Lock		
Part No.	Ref. No.	Description
CL-3	290100	Fits all Atwood 2" yoke style couplers
HL00101	290800	Fits most trigger style couplers

DB-3



CL-3

HL00101



18-2058



Locking Receiver Hitch Pins		
Part No.	Ref. No.	Description
DB-3	319800	LOCKING RECEIVER HITCH PIN, 5/8" X 3"
TM31	319804	HITCHLOCK & LOCK FOR TRIGGER COUPLERS, KEYED ALIKE
TM32	319806	HITCHLOCK & LOCK FOR YOKE TYPE COUPLERS, KEYED ALIKE
18-2058	319810	LOCKING RECEIVER HITCH PIN, 5/8" X 3"
3434	319655	RAPID HITCH LOCKING PIN SET, KEYED ALIKE, 5/8" PINS

HARDWARE &
CARGO CONTROL

Safety Chains

SAE Code J684; "Two lengths of Safety Chain or equivalent shall be used" and "The strength rating of each length of chain or its equivalent and its attachments shall be equal to or exceed in minimum breaking force the GVWR of the trailer."

For Proper Compliance, we recommend the use of two Safety Chains or two Safety Cables attached at two separate points to the trailer.

Safety Chains and Cables

Safety Chains provide additional assurance by securing the trailer to the tow vehicle. CC4-36 Cable is made of 1/4" diameter galvanized steel cable and has a 7,000 lb. Minimum Breaking Strength. A permanent coiled effect keeps the cable tight and prevents it from dragging.



Part No.	Ref. No.	Description	Diameter	Overall		Min. Breaking	
				Length	Class	Strength	
SC31648	393400	CHAIN W/TWO S-HOOKS	3/16"	48"	I	3,000 LB	
SC31627	393500	CHAIN W/ONE S-HOOK	3/16"	27"	I	3,000 LB	
SC1448	393600	CHAIN W/TWO S-HOOKS	1/4"	48"	III	5,000 LB	
SC1427	393800	CHAIN W/ONE S-HOOK	1/4"	30"	III	5,000 LB	
CC4-36	393300	CABLE W/ONE S-HOOK	1/4"	36"	IV	7,000 LB	
SC51636G30	393830	CLEVIS SLIP HOOK W/LATCH	5/16"	36"	IV	7,600 LB	
SC51636G43	393843	CLEVIS SLIP HOOK W/LATCH	5/16"	36"	N/A	11,700 LB	
SC3835	393900	CLEVIS SLIP HOOK W/LATCH	3/8"	35"	N/A	16,200 LB	
SC3836G70	393925	CLEVIS SLIP HOOK W/LATCH	3/8"	36"	N/A	20,000 LB	
SC3837	393950	CLEVIS SLIP HOOK W/LATCH	3/8"	37"	N/A	26,400 LB	
SC71636G70	393962	AG HOOK W/LATCH ONE END	7/16"	36"	N/A	30,000 LB	

See page K-8 for weldable chain tie-loops.

S-Hooks & Safety Hooks

Our Safety Chain Hooks are made of high test steel alloy and bright zinc plated to assure dependability and strength. Two sizes and two styles are available. Safety Hooks 4581 and 4681 are equipped with a latch that meets requirements for all states, including California.



Part No.	Ref. No.	Hook Diameter	Chain Size	Class	Type	Min. Breaking Strength
4380	401200	11/32"	3/16"	I	S-HOOK	3,000 LB
4480	401225	7/16"	1/4"	II & III	S-HOOK	5,000 LB
4581	401230	3/8"	3/16"	I	SAFETY HOOK	2,000 LB
4681	401237	7/16"	1/4"	II & III	SAFETY HOOK	5,000 LB

Clevis Grab and Clevis Slip Hooks

These heat treated, electro-zinc plated Clevis Grab and Clevis Slip Hooks meet all requirements for Grade 43 High Test Chain. This versatile design finds many uses in industry or on the farm. **DO NOT** use these Hooks for overhead lifting and do not exceed the working load limit.



Part No.	Ref. No.	Size	Type	Working Load Limit	Min. Break Strength
450-0424	400600	FOR 1/4" CHAIN	GRAB	2,600 LB	7,800 LB
450-0524	400800	FOR 5/16" CHAIN	GRAB	3,900 LB	11,700 LB
450-0624	401000	FOR 3/8" CHAIN	GRAB	5,400 LB	16,200 LB
14CHOOK	401140	FOR 1/4" CHAIN	SLIP	2,600 LB	7,800 LB
516CHOOK	401160	FOR 5/16" CHAIN	SLIP	3,900 LB	11,700 LB
385CHOOK	401180	FOR 3/8" CHAIN	SLIP	5,400 LB	16,200 LB

Chain Load Binders

Rated to High Test chain specifications, the drop forged Chain Load Binders have free-turning 360 degree swivels on both hooks, allowing for easier handling and hook-up. Meets or exceeds CVSA cargo securement guidelines. Part 52003 is ratchet type.



Part No.	Ref. No.	Max. Size Chain (Grade 43)	Min. Breaking Strength	Working Load Limit
48312	396200	1/4"	7,800 LBS	2,600 LB
52003	396300	3/8"	19,000 LBS	5,400 LB
48313	396400	3/8"	19,000 LBS	5,400 LB

Grade 30 Proof Coil Chain

An excellent general purpose Chain for use as tow chains, binding, or tie-down chains and logging chains. Proof Coil is **NOT** to be used for overhead lifting. Proof Coil Chain is Grade 30 low carbon steel with electro-galvanized zinc finish and comes in a 5 gallon plastic pail.

Part No.	Ref. No.	Size	Working Load Limit	Length	Min. Breaking Strength
316ZPC	394200	3/16"	800 LBS	250 FT	3,200 LB
14ZPC	394600	1/4"	1,300 LBS	141 FT	5,200 LB
516ZPC	395200	5/16"	1,900 LBS	92 FT	7,600 LB
38ZPC	395800	3/8"	2,650 LBS	63 FT	10,600 LB



Grade 43 High Test Chain

High Test Chain is used in the same applications as Proof Coil Chain but has double the safe working load. High Test chain is **NOT** to be used for overhead lifting. High Test Chain is Grade 43 low carbon steel, self-colored and comes in a 5 gallon plastic pail.

Part No.	Ref. No.	Size	Working Load Limit	Length	Min. Break Strength
14HTC	394800	1/4"	2,600 LBS	150 FT	7,800 LB
516HTC	395400	5/16"	3,900 LBS	100 FT	11,700 LB
38HTC	396000	3/8"	5,400 LBS	75 FT	16,200 LB



Snap Hooks

Snap Hooks are designed for quick connecting and disconnecting of light duty chain, cable and rope assemblies. All are plated for rust protection. (Snap hooks are not rated.)

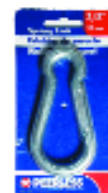

Part No.	Ref. No.	Description	Length	Eye Diameter
162S	402800	DOUBLE END BOLT SNAP	3 1/2"	5/8"
225	403000	SWIVEL BOLT SNAP	3 1/2"	5/8"
231	403200	OPEN EYE BOLT SNAP	3 1/2"	5/8"
466	403600	SNAP HOOK, CLOSED EYE	3 1/2"	5/8"



S-Hooks, Quick Links and Spring Links

The S-Hook is a quick, easy way to connect chains and is constructed of high alloy steel with a zinc plated finish. Quick Links are for a quick connection of chain, cable and wire rope, and can be hand tightened.

Part No.	Ref. No.	Diameter	Type	Inside Length	Working Load Limit	Min. Breaking Strength
610-6024	399000	3/16"	S-HOOK	1 13/16"	117 LBS	351 LB
610-8024	399200	1/4"	S-HOOK	1 25/32"	189 LBS	567 LB
610-1024	399400	5/16"	S-HOOK	2 1/4"	323 LBS	1,292 LB
610-1224	399600	3/8"	S-HOOK	2 3/8"	428 LBS	1,284 LB
750-3203	399800	3/16"	Q-LINK	1 5/8"	616 LBS	2,640 LB
750-3204	400000	1/4"	Q-LINK	1 3/4"	880 LBS	3,520 LB
750-3205	400200	5/16"	Q-LINK	2 1/4"	1,540 LBS	6,160 LB
750-3206	400400	3/8"	Q-LINK	2 1/3"	1,900 LBS	7,600 LB
750-3207	400450	1/2"	Q-LINK	3 1/3"	3,300 LBS	10,600 LB
380-4410	400500	5/16"	SPRING LINK	2 1/2"	350 LBS	N/R
380-4425	400525	3/8"	SPRING LINK	3 1/8"	425 LBS	N/R



Spring Link

HARDWARE &
CARGO CONTROL

Cargo Control Products



Packaged in clear clam shell boxes, these products are ideal for retail display. A complete line of product is available, including Tie Down Straps, Ratchet Straps, Tow Straps, and Anchor Points.



TA08-410



TA08-001

Part No.	Ref. No.	Description	Capacity
TA08-110	396401	1" x 10' TIE DOWN STRAP W/CAM BUCKLE	2,000 LB
TA08-106	396402	1" X 6' TIE DOWN STRAP W/CAM BUCKLE	400 LB
TA08-115	396405	1" X 15' RATCHET STRAP ASSEMBLY	1,500 LB
TA08-1515	396407	1 1/2" X 15' RATCHET STRAP ASSEMBLY	5,000 LB
TA08-220	396409	2" X 20' RATCHET STRAP ASSEMBLY	4,500 LB
TA08-015	396415	2" X 15' TOW STRAP W/FORGED HOOKS	10,000 LB
TA08-020	396417	2" X 20' TOW STRAP W/ LOOPED ENDS	20,000 LB
TA08-001	404645	CHROME STAKE POCKET ANCHOR, FITS P/U BED STAKE POCKETS	
TA08-410	404660	REMOVABLE STAINLESS STEEL MOTORCYCLE WHEEL CHOCK	
TA08-420	404662	HDWE INSTALL KIT FOR WHL CHOCK, WOOD FLOOR	
TA08-421	404664	HDWE INSTALL KIT FOR WHL CHOCK, METAL FLOOR	

Tie Down Straps



Available in two designs, both with vinyl coated S-hooks. 1" Tie Down Straps are used in many different ways to secure cargo to pickup trucks, utility trailers, boat trailers, or anywhere a light duty tie down is needed.



75152

Part No.	Ref. No.	Type Fastener	Length	Min. Breaking Strength	Working Load Limit
C51906	396425	CAM BUCKLE	6 FT	1,200 LB	400 LB
75152	396450	RATCHET	15FT	1,200 LB	400 LB

Cargo Control Equipment



Our Ratchet Cargo Straps give you maximum safety in load control for most flatbed requirements. Assemblies have 2" wide, yellow polyester web straps, with a latex treatment for extra protection from moisture and weather. The #802 Replacement Fixed End includes #801 Ratchet, 2" x 18" wide webbing, with a flat hook on one end.



801



802HD-27F



802HD-27W

Part No.	Ref. No.	Description	Breaking Strength	Working Load Limit
802HD-27F	396600	27 FT CARGO STRAP ASSEMBLY WITH 801 RATCHET & FLAT HOOKS	10,000 LB	3,335 LB
802HD-30F	396800	30 FT CARGO STRAP ASSEMBLY WITH 801 RATCHET & FLAT HOOKS	10,000 LB	3,335 LB
801	396805	REPLACEMENT RATCHET FOR 802HD-27F & 802HD -30F	11,000 LB	3,670 LB
802	396810	REPLACEMENT FIXED END FOR 802HD-27F & 802HD -30F	11,000 LB	3,670 LB
802HD-27W	396500	27 FT CARGO STRAP ASSEMBLY WITH 801 RATCHET & WIRE HOOKS	10,000 LB	3,335 LB

Strap Winches



37030

4" Winches offer flexibility in securing all types of cargo on flatbed trailers, rail cars and other vehicles. Choose from the Fixed Winch designed to be welded in place or the Portable Winch designed to mount various places along the trailers side channel and secured with 2 locking screws. Accommodating up to 4" wide cargo webbing, these Winches lock when tension is applied to the strap for a safe, secure tie-down.



1820



1820P2

Part No.	Ref. No.	Type	Width	Working Load Limit
1820	398180	WELD-ON WINCH	4"	5,500 LB
1820P2	398185	PORTABLE WINCH	4"	5,500 LB
37030	398190	STANDARD WINCH BAR W/KNURLED HANDLE		

Winch Straps

All our Winch Straps are made of tough polyester web, with a latex finish for added protection from moisture and weather conditions. All come with a Flat Hook on one end.



Part No.	Ref. No.	Width	Length	Min. Breaking Strength	Working Load Limit
4821HD-27F	398200	2"	25 FT	10,000 LB	3 335 LB
4821HD-30F	398400	2"	28 FT	10,000 LB	3,335 LB
4821XW-27F	398600	4"	27 FT	16,200 LB	5,400 LB
4821XW-30F	398800	4"	30 FT	16,200 LB	5,400 LB




Axle Straps

Used for securing a vehicle to the bed of a truck or trailer. The #804AS has a snap hook and ring to form a loop around the axle, while the loose end is attached to the ratchet.



Part No.	Ref. No.	Description	Width	Length	Min. Break Strength
804AS	396820	AXLE STRAP ASSEMBLY	2"	12 FT	5,000 LB
804HK	396900	REP'L RATCHET FOR 804AS	2"	N/A	11,000 LB
4821HD-AS	396830	REP'L AXLE STRAP FOR 804AS	2"	12 FT	5,000 LB
802AS	396815	AXLE STRAP, W/ DELTA RINGS	2"	2 FT	10,000 LB



Wheel Nets

You can secure a vehicle being towed by wrapping a Wheel Net around the tire and winching it to the trailer. Our Wheel Nets are constructed of tough polyester cargo webbing with a protective latex finish and a flat hook on one end.



Part No.	Ref. No.	Description	Width	Min. Break Strength	Working Load Limit
909	397400	FITS 13" TIRES	2"	7,500 LB	2,500 LB
910	397600	FITS 14" AND 15" TIRES	2"	7,500 LB	2,500 LB
911	397650	FITS 16" AND 16.5" TIRES	2"	7,500 LB	2,500 LB



Tarp Straps

Tarp straps are constructed of heavy-duty natural rubber with galvanized metal S-hooks. They offer excellent elongation, strength and low temperature flexibility.

Part No.	Ref. No.	Rubber Length	Overall Length
914	398825	10"	14"
1520	398850	15"	19"
2025	398875	21"	25"
3136	398900	31"	35"



Kinedyne E-Track Cargo Control

Kinedyne E-track is powder coated 12 gauge steel, rated at 50,000 psi minimum yield. Track mounts on wall or floor, and can be installed with screws, rivets or welded (by qualified installer). Straps are color coded: 12' straps are yellow, 16' straps are grey and 20' straps are blue.



Part No.	Ref. No.	Description
ET4310	398100	10' HORIZONTAL STYLE
ET4305	398105	5' HORIZONTAL STYLE
ET2019	398110	10' VERTICAL STYLE
ET8730	398111	END CAP
ET8264	398113	1" RING, 2K HEAVY DUTY
ET6001	398115	D-RING 2"W X 6"L, 1K
ET8301	398117	2" D-RING, 2K HEAVY DUTY
ET1845	398120	WOOD BEAM SOCKET FOR 2" X 6" BOARDS
ET6512	398125	STRAP 2" X 12' W/CAM BUCKLE, 835 LB.
ET6516	398130	STRAP 2" X 16' W/CAM BUCKLE, 835 LB.
ET6520	398135	STRAP 2" X 20' W/CAM BUCKLE, 835 LB.
ET6412	398145	STRAP 2" X 12' 1K W/RATCHET
ET6416	398150	STRAP 2" X 16' 1K W/RATCHET
ET6420	398155	STRAP 2" X 20' 1K W/RATCHET



HARDWARE &
CARGO CONTROL

Professional Landscape Trailer Accessories



From This



To This

With the RACK'EM trailer organizing rack system, your trailer can become the safe, clean, organized space it should be. RACK'EM offers a complete line of professional racks for open and enclosed trailers.

RACK'EM enclosed trailer equipment racks feature a hook design at the top of the rack that allows them to hang from the trailer for added strength. They are pre-drilled so that they may be screwed securely to the wall. The unique and durable "Hammered" paint finish will last for many years.

Enclosed Trailer Accessories

Part No.	Ref. No.	Description
RA-1L	350801	5 GALLON GAS CAN RACK
RA-1S	350803	2.5 GALLON GAS CAN RACK
RA-3	350807	HEDGE TRIMMER / CHAINSAW RACK
RA-4	350809	BLOWER RACK
RA-5	350811	TRIMMER RACK
RA-7	350815	6-HOOK MULTI-TOOL RACK
RA-8	350817	SINGLE HOOK RACK
RA-9	350819	TRIM LINE RACK
RA-10	350821	LUBRICATION RACK AND BIN
RA-11	350823	2-HOOK MULTI-TOOL RACK
RA-13	350825	SHELF KIT
RA-15	350829	SHOVEL RACK
RA-16	350831	SPARE TIRE HOLDER
RA-18	350833	WATER COOLER RACK (OPEN OR ENCLOSED)



HARDWARE &
CARGO CONTROL

Professional Landscape Trailer Accessories

RACK'EM open trailer equipment racks are pre-drilled to permit quick installation. The "Hammered" paint finish and heavy gauge steel construction ensure a durable and long lasting rack, ideal for securing your valuable equipment on the trailer.



Open Trailer Accessories		
Part No.	Ref. No.	Description
RA-2	350805	TRIM LINE RACK
RA-6RL	350813	TRIMMER RACK, LOCKABLE
RRD	350814	TRIMMER HOLD DOWN DEVICE FOR RA-6RL, (1 PAIR)
RA-14	350827	BASKET KIT
RA-18	350833	WATER COOLER RACK (OPEN OR ENCLOSED)
RA-19	350835	BLOWER RACK, LOCKABLE
RA-23	350843	RACK'EM SHOVL/RAKE/BROOM RACK FOR OPEN TRAILERS

Other RACK'EM Accessories		
Part No.	Ref. No.	Description
RA-20	350837	RACK'EM TRAILER DOLLY 1 7/8" BALL SIZE



HARDWARE &
CARGO CONTROL

Universal Toolbox Shelving Systems

- Fits all standard 18"x18" underbody boxes
- Shelf lengths of 24", 30", 36" & 48"
- No tools required, installs in minutes
- Adjustable shelf height for greater flexibility
- Modular - choose between single or multiple shelves
- Durable 16ga galvanized steel construction



PART NO.	REF. NO.	DESCRIPTION
UB-SHELF-1818EP	350991	End Panel for 18" x 18" box, (2 req'd)
UB-SHELF-24	350992	24" Shelf Section for 18" x 18" box
UB-SHELF-30	350993	30" Shelf Section for 18" x 18" box
UB-SHELF-36	350994	36" Shelf Section for 18" x 18" box
UB-SHELF-48	350995	48" Shelf Section for 18" x 18" box

A-Frame Toolboxes

Ideal for the front of cargo, horse and utility trailers. Powder coated boxes are constructed of 14 gauge steel, feature a stainless steel latch and a gas prop to hold the lid in the open position. Aluminum boxes feature .072" diamond treadplate, a stainless steel latch and hinge.



Part No.	Ref. No.	Depth	Height	Width	Type
TB1414-30	350980	14"	14"	30"	Steel
TB1620-36	350990	16"	20"	36"	Steel
ALTB1414-30	350970	14"	14"	30"	Aluminum
ALTB1620-36	350975	16"	20"	36"	Aluminum

Trailer Tarping Systems



- Universal hand crank tarping system, designed for quick/convenient tarping of loads.
- Pre-assembled, adjustable roller assembly fits trailers up to 101" wide.
- User-friendly bolt-on or weld-on installation.
- Extruded aluminum roller features a tarp spline groove for positive tarp attachment.
- Convenient, foldaway crank handle locks the tarp/roller in any position (fully extended, fully retracted or anywhere in-between). 80" x 14ft tarps, in solid or mesh versions, fit most trailers - special sizes available.
- An ideal addition to any dump trailer, landscaping trailer, etc.



HARDWARE &
CARGO CONTROL

PART NO.	REF. NO.	DESCRIPTION
TT-4200	398805	Turbo-Tarp Roller Assembly, for Trailers up to 101" wide
TT-MESH-80X14	398810	Mesh Tarp for Turbo-Tarp, 80" x 14FT
TT-TARP-80X14	398815	Solid Tarp for Turbo-Tarp, 80" x 14FT

* See page K-17 for Tarp Straps

Bolster and Bunk Brackets

For boat trailers and boat lifts, the 1-piece adjustable bracket mounts the Bolster vertically and the 2-piece adjustable bracket mounts Bunk boards at an angle. The brackets provide additional support and ease in loading and unloading boats. Zinc coating protects against corrosion.



Part No.	Ref. No.	Overall Length	Width	Pieces
106	407000	9 3/8"	2"	1
109	407200	11 3/4"	2"	1
264	407400	8"	2 1/2"	2
294	407600	10"	2 1/2"	2
284	407800	12"	2 1/2"	2
216	407900	REPLACEMENT TOP ANGLE FOR 264, 294, & 284 ASSEMBLIES		
264B	407410	REPLACEMENT BOTTOM BRACKET FOR 264 ASSEMBLY		
294B	407610	REPLACEMENT BOTTOM BRACKET FOR 294 ASSEMBLY		
284B	407810	REPLACEMENT BOTTOM BRACKET FOR 284 ASSEMBLY		

Roller Brackets

Universal Roller Brackets will accommodate any size roller length. The One-Piece Bracket is for 12" rollers only. Both Brackets feature a five inch slot, which allows vertical adjustment for stabilizing boat on trailer, and zinc coating to protect against corrosion. Both use a 5/8" Roller Shaft (#135) and Pal Nuts (#1310).



Part No.	Ref. No.	Description
400L	408000	UNIVERSAL BRACKET LEFT HAND SIDE
400R	408200	UNIVERSAL BRACKET RIGHT HAND SIDE
1200	408300	ONE-PIECE BRACKET FOR 12" ROLLERS

Steel Roller Shaft and Pal Nuts

Steel Roller Shaft supports and allows free turning of rollers. Pal Nuts are zinc plated and attach to the ends of the steel shaft to retain the roller within the Universal Roller Brackets (#400L & #400R) and One-Piece Bracket (#1200).



Part No.	Ref. No.	Description
135	408400	STEEL SHAFT 5/8" X 13 1/2"
1310	408600	PAL NUT 5/8" USE WITH 135 SHAFT

Rubber Side Guide Roller and Cap

Rubber Side Guide Roller and Cap help center the boat on the trailer, preventing damage to fenders and taillight brackets.



Part No.	Ref. No.	Description	Dimensions	I.D. Hole
305	406600	RUBBER END CAP	2 1/2"	5/8"
836	406800	SIDE GUIDE RUBBER ROLLER	2 1/2" x 9"	5/8"

Rubber Bow, Deep "V" Keel and Spool-Type Keel Rollers

The Bow Roller acts as a bow stop for a boat and is normally used with a trailer's winch stand. Deep "V" Keel Roller is designed to support the added weight of heavier boats by properly fitting the curve of the keel, allowing easier launching and loading of boats. The Spool-Type Keel Roller is designed to support the keel of lighter boats.



Part No.	Ref. No.	Roller	Type	Length	I.D.
803	404800	BOW	"V"	3"	1/2"
804	405000	KEEL	SPOOL	4"	5/8"
805	405200	KEEL	SPOOL	5"	5/8"
812	405400	KEEL	"V"	8"	5/8"
811	405600	KEEL WITH STEEL SLEEVE INSERT	"V"	10"	5/8"
807	405800	KEEL WITH STEEL SLEEVE INSERT	"V"	12"	5/8"

Rubber Bow Guards

The Rubber Bow Guard acts as a stop to protect and hold the bow of the boat when loading a boat onto a trailer. Attaches to the trailer's winch stand.



Part No.	Ref. No.	Width	Hole I.D.
860	406000	2"	1/2"
862	406400	3"	1/2"