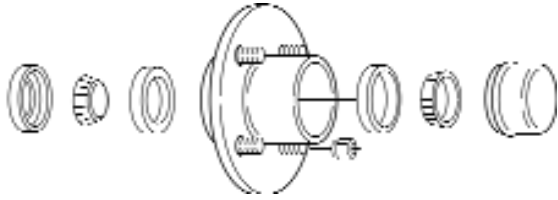


Replacement Hubs are listed in order of bolt pattern, starting with 4-bolt, and ending with 8-bolt.
All are cast iron, one-piece units for durability.

4 Bolt, 4" Bolt Circle

AXLE
COMPONENTS

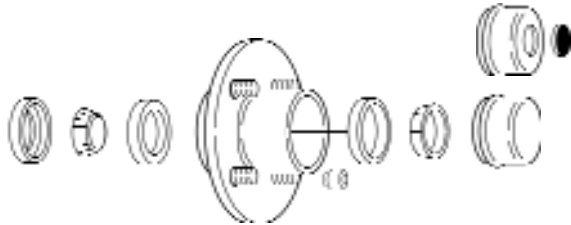


- Fits BT8 1" Spindle, L44643 inner/outer bearings
- Capacity of 1,250 lbs. per each



Part No.	Ref No.	Description
34822UC1	105400	Complete Hub Assembly
34822	105200	Hub Only
L44643	128800	Inner / Outer Bearing
L44610	134400	Inner / Outer Race
34823	157800	Grease Seal (1.983" O.D., 1.249" I.D.), Single Lip
12192TB	157805	Grease Seal (1.983" O.D., 1.249" I.D.), Double Lip "optional"
46749	151200	Grease Cap, 1.986" O.D., Drive-in
25-53	147800	Screw in stud, 1/2" Diameter
09251510	144750	Drive-in Stud, 1/2" Diameter (new style)
X1023R	140600	1/2" Cone Wheel Nut

4 Bolt, 4" Bolt Circle

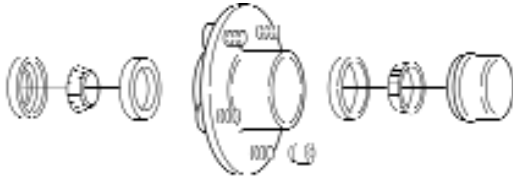


- Fits Dexter 2,000 lb. axle, BTR 1 1/16" spindle, L44649 inner / outer bearings
- Available in Standard or E-Z Lube application



Part No.	Ref. No.	Description
8-91-05UC1	105800	Complete Hub Assembly
8-91-05UC1-EZ	105825	Complete E-Z Lube Hub Assembly
34822	105200	Hub Only
L44649	129000	Inner / Outer Bearing
L44610	134400	Inner / Outer Race
10-9	158000	Grease Seal (1.987" O.D., 1.5" I.D.), Single Lip
10-60	158200	Grease Seal (1.987" O.D., 1.5" I.D.), for E-Z Lube, Double Lip
46749	151200	Grease Cap, 1.986" O.D., Drive-in
21-3-1	151400	Grease Cap, 1.986" O.D., Drive-in, for E-Z Lube
85-1	155400	Grease Cap Plug for E-Z Lube
25-53	147800	Screw in Stud, 1/2" Diameter (old style)
09251510	144750	Drive-in Stud, 1/2" Diameter (new style)
X1023R	140600	1/2" Cone Wheel Nut

5 Bolt, 4.5" Bolt Circle



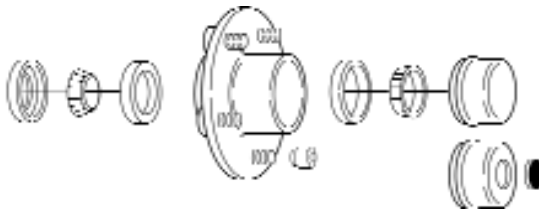
- Fits BT8 1" Spindle, L44643 inner/outer bearings
- Capacity of 1,250 lbs. per each
- 5 1/2" diameter hub flange, use with 8" to 10" wheels
- 6 1/2" diameter hub flange, use with 12" to 15" wheels

AXLE
COMPONENTS

Part No.	Ref No.	Description
34822545UC1	106200	Complete Hub Assembly - 5 1/2" Hub Flange
34822545	106000	Hub Only - 5 1/2" Hub Flange
8-258BTUC1	106310	Complete Hub Assembly - 6 1/2" Hub Flange
8-258-5	106300	Hub Only - 6 1/2" Hub Flange
L44643	128800	Inner / Outer Bearing
L44610	134400	Inner / Outer Race
34823	157800	Grease Seal (1.983" O.D., 1.249" I.D.), Single Lip
12192TB	157805	Optional Grease Seal (1.983" O.D., 1.249" I.D.), Double Lip
46749	151200	Grease Cap, 1.986" O.D., Drive-in
25-53	147800	Screw in stud, 1/2" Diameter (old style)
09251510	144750	Drive-in Stud, 1/2" Diameter (new style)
X1023R	140600	1/2" Cone Wheel Nut



5 Bolt, 4.5" Bolt Circle



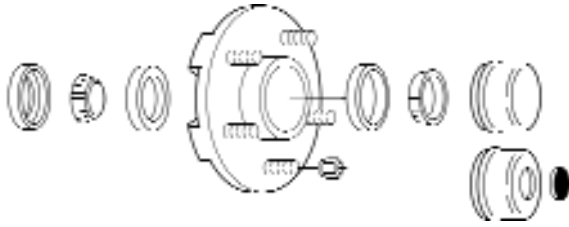
- Fits Dexter 2,000 lb. axle, BTR 1 1/16" spindle, L44649 inner / outer bearings
- Available in Standard or E-Z Lube application
- 5 1/2" diameter hub flange, use with 8" to 10" wheels
- 6 1/2" diameter hub flange, use with 12" to 15" wheels

Part No.	Ref. No.	Description
8-259-5UC1	106600	Complete Hub Assembly - 5 1/2" Hub Flange
8-259-5UC1-EZ	106625	Complete E-Z Lube Hub Assembly - 5 1/2" Hub Flange
34822545	106000	Hub Only - 5 1/2" Hub Flange
8-258-5UC1	106325	Complete Hub Assembly - 6 1/2" Hub Flange
8-258-5UC1-EZ	106330	Complete E-Z Lube Hub Assembly - 6 1/2" Hub Flange
8-258-5	106300	Hub Only - 6 1/2" Hub Flange
L44649	129000	Inner / Outer Bearing
L44610	134400	Inner / Outer Race
10-9	158000	Grease Seal (1.987" O.D., 1.5" I.D.), Single Lip
10-60	158200	Grease Seal (1.987" O.D., 1.5" I.D.), for E-Z Lube, Double Lip
46749	151200	Grease Cap, 1.986" O.D., Drive-in
21-3-1	151400	Grease Cap, 1.986" O.D., Drive-in, for E-Z Lube
85-1	155400	Grease Cap Plug for E-Z Lube
25-53	147800	Screw in Stud, 1/2" Diameter (old style)
09251510	144750	Drive-in Stud, 1/2" Diameter (new style)
X1023R	140600	1/2" Cone Wheel Nut



5 Bolt, 4.5", 4.75", 5" & 5.5" Bolt Circle

AXLE
COMPONENTS

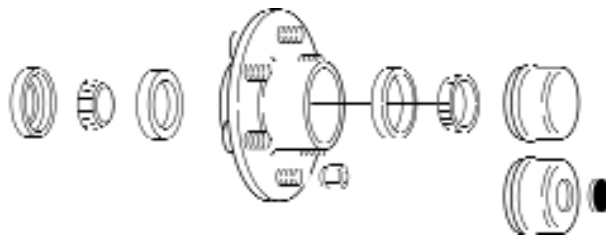


- **L68149 Inner / L44649 Outer Bearings**
- Capacity of 1,750 lbs. per each
- Fits #84 Spindle
- Std. Grease or E-Z Lube Application
- Used on Dexter and most 3,500 lb. Axles
- 4 Different Bolt patterns
- For Idler applications only. See page B-35 for Disc Brake Hubs & Components



Part No.	Ref. No.	Description
84545UC1	107000	Complete Hub Assembly - 4.5" Bolt Circle
84545UC1-EZ	107025	Complete E-Z Lube Hub Assembly - 4.5" Bolt Circle
84545	106800	Hub Only - 4.5" Bolt Circle
845475UC1	107400	Complete Hub Assembly - 4.75" Bolt Circle
845475UC1-EZ	107425	Complete E-Z Lube Hub Assembly - 4.75" Bolt Circle
845475	107200	Hub Only - 4.75" Bolt Circle
84550UC1	107800	Complete Hub Assembly - 5" Bolt Circle
84550UC1-EZ	107825	Complete E-Z Lube Hub Assembly - 5" Bolt Circle
84550	107600	Hub Only - 5" Bolt Circle
84555UC1	108200	Complete Hub Assembly - 5.5" Bolt Circle
84555UC1-EZ	108225	Complete E-Z Lube Hub Assembly - 5.5" Bolt Circle
84555	108000	Hub Only - 5.5" Bolt Circle
L68149	129200	Inner Bearing
L44649	129000	Outer Bearing
L68111	135000	Inner Race
L44610	134400	Outer Race
58846	158800	Grease Seal (2.565" O.D., 1.719" I.D.), Single Lip
10-19	159000	Grease Seal (2.565" O.D., 1.719" I.D.), for E-Z Lube, Double Lip
46749	151200	Grease Cap, 1.986" O.D., Drive-in
21-3-1	151400	Grease Cap, 1.986" O.D., Drive-in, for E-Z Lube
85-1	155400	Grease Cap Plug for E-Z Lube
7-122	144600	Drive-in Stud, 1/2" Diameter
X1023R	140600	1/2" Cone Wheel Nut

6 Bolt, 5.5" Bolt Circle



- **L68149 Inner / L44649 Outer Bearing**
- Capacity of 1,750 lbs. per each
- Fits #84 Spindle
- Std. Grease or E-Z Lube Application
- Used on Dexter and most 3,500 lb. axles

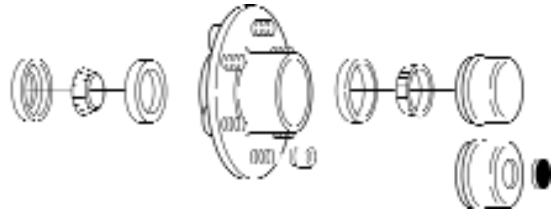


Part No.	Ref. No.	Description
84655UC1	108600	Complete Hub Assembly
84655UC1-EZ	108625	Complete E-Z Lube Hub Assembly
84655	108400	Hub Only

Components of this hub are the same as listed in the table above

6 Bolt, 5.5" Bolt Circle

- **25580 Inner / 15123 Outer Bearings**
- Capacity of 3,000 lbs. per each
- Fits Dexter 5,200 lb. / 6,000 lb. axles
- For Spindles requiring 2 1/8", or 2 1/4" I.D. Grease Seal
- Std. Grease or E-Z Lube Application
- For Idler applications only. See page B-36 for Disc Brake Hubs & Components



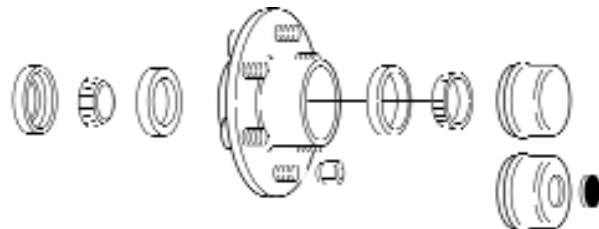
AXLE
COMPONENTS

Part No.	Ref. No.	Description
42655UC1	109800	Complete Hub Assembly - 2 1/4" I.D. Seal
42655UC1-EZ	109810	Complete E-Z Lube Hub Assembly - 2 1/4" I.D. Seal
8-213-9UC1	109900	Complete Hub Assembly - 2 1/8" I.D. Seal
8-213-9UC1-EZ	109950	Complete E-Z Lube Hub Assembly - 2 1/8" I.D. Seal
42655	109600	Hub Only
25580	130800	Inner Bearing
15123	130400	Outer Bearing
25520	136200	Inner Race
15245	135600	Outer Race
42385	159600	Grease Seal (3.376" O.D., 2.25" I.D.), Single Lip
10-36	159200	Grease Seal (3.376" O.D., 2.25" I.D.), Double Lip
10-1	159800	Grease Seal (3.376" O.D., 2.125" I.D.), Single Lip
10-10	160000	Grease Seal (3.376" O.D., 2.125" I.D.), for E-Z Lube, Double Lip
45896	151600	Grease Cap, 2.44" O.D., Drive-in
21-1-1	151800	Grease Cap, 2.44" O.D., Drive-in, for E-Z Lube
85-1	155400	Grease Cap Plug for E-Z Lube
7-122	144600	Drive-in Stud, 1/2" Diameter
X1023R	140600	1/2" Cone Wheel Nut



6 Bolt, 5.5" Bolt Circle

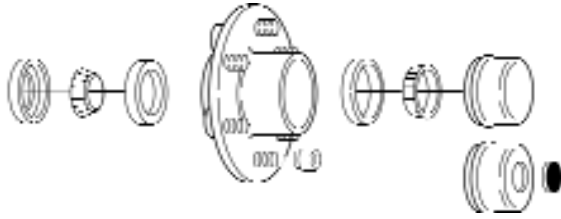
- **25580 Inner / LM67048 Outer Bearings**
- Capacity of 3,000 lbs. per each
- Fits Dexter 5,200 lb. and 6,000 lb. axles
- Std. Grease or E-Z Lube Application
- Spindles requiring 2 1/8" I.D. Grease Seal
- For Idler applications only. See page B-36 for Disc Brake Hubs & Components



Part No.	Ref. No.	Description
8-213-5UC1	110200	Complete Hub Assembly
8-213-5UC1-EZ	110225	Complete E-Z Lube Hub Assembly
8-213-5	110000	Hub Only
25580	130800	Inner Bearing
LM67048	130000	Outer Bearing
25520	136200	Inner Race
LM67010	135400	Outer Race
10-1	159800	Grease Seal (3.376" O.D., 2.125" I.D.), Single Lip
10-10	160000	Grease Seal (3.376" O.D., 2.125" I.D.), for E-Z Lube, Double Lip
45896	151600	Grease Cap, 2.44" O.D., Drive-in
21-1-1	151800	Grease Cap, 2.44" O.D., Drive-in, for E-Z Lube
85-1	155400	Grease Cap Plug for E-Z Lube
7-122	144600	Drive-in Stud, 1/2" Diameter
X1023R	140600	1/2" Cone Wheel Nut



6 Bolt, 5.5" Bolt Circle

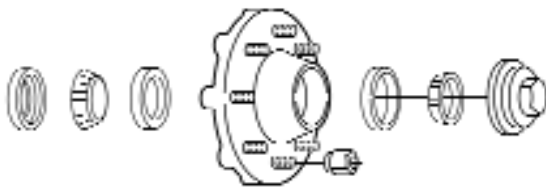


- 2788 Inner / 1779 Outer Bearings
- Capacity of 2,600 lbs. per each
- Fits #8 Spindle

AXLE
COMPONENTS

Part No.	Ref. No.	Description
22834UC1	109400	Complete Hub Assembly
22834	109200	Hub Only
2788	129600	Inner Bearing
1779	129400	Outer Bearing
2729	134800	Inner Race
1729	134600	Outer Race
29031	159200	Grease Seal (3.00" O.D., 1.875" I.D.), Single Lip
45896	151600	Grease Cap, 2.44" O.D., Drive-in
09251510	144750	Drive-in Stud, 1/2" Diameter
X1023R	140600	1/2" Cone Wheel Nut

8 Bolt, 6.5" Bolt Circle



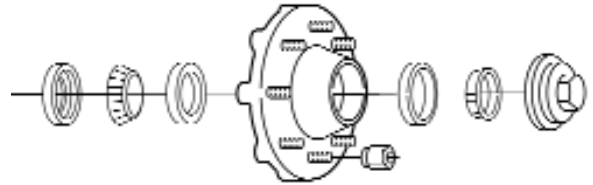
- 25580 Inner / 14125A Outer Bearings
- Capacity of 3,500 lbs. per each
- Fits Dexter 5,200 lb. thru 7,000 lb. axles
- For Spindles requiring 2 1/8" or 2 1/4" I.D. Seals
- Std. Grease, E-Z Lube or Oil Bath Applications



Part No.	Ref. No.	Description
42865UC1	110600	Complete Hub Assembly - 2 1/4" I.D. Seal
42865UC1-EZ	110700	Complete E-Z Lube Hub Assembly - 2 1/4" I.D. Seal
42865	110400	Hub Only
8-231-9UC1	111000	Complete Hub Assembly - 2 1/8" I.D. Seal
8-231-9UC1-EZ	111025	Complete E-Z Lube Hub Assembly - 2 1/8" I.D. Seal
8-231-16UC1	111075	Complete Oil Bath Hub Assembly w/ 2 1/8" I.D. Seal
8-231-16UC1-225	111080	Complete Oil Bath Hub Assembly w/ 2 1/4" ID Seal
8-231-16	111050	Hub Only - Oil Bath
25580	130800	Inner Bearing
14125A	130600	Outer Bearing
25520	136200	Inner Race
14276	136200	Outer Race
10-1	159800	Grease Seal (3.376" O.D., 2.125" I.D.), Single Lip
10-10	160000	Grease Seal (3.376" O.D., 2.125" I.D.), For E-Z Lube & Oil Bath, Double Lip
42385	159600	Grease Seal (3.376" O.D., 2.25" I.D.), Single Lip
10-36	159700	Grease Seal (3.376" O.D., 2.25" I.D.), For E-Z Lube, Double Lip
10-63	161225	Oil Seal (3.376" O.D., 2.25" I.D.), Unitized
38605	152200	Grease Cap, 2.72" O.D., Drive-in
21-43-1	152400	Grease Cap, 2.72" O.D., Drive-in, for E-Z Lube
85-1	155400	Grease Cap Plug for E-Z Lube
RG04-230	150940	Oil Cap Kit, (21-35 cap, 10-45 O-Ring, 46-32 Plug)
46-52	156000	Oil Hub Plug
7-122	144600	Drive-in Stud, 1/2" Diameter
X1023R	140600	1/2" Cone Wheel Nut

8 Bolt, 6.5" Bolt Circle

- **25580 Inner / 02475 Outer Bearings**
- Fits Dexter 8,000 lb. axles
- Hub comes with 9/16" studs
- Oil Bath Hub
- For Idler applications only. See page B-37 for Disc Brake Hubs & Components



Part No.	Ref. No.	Description
8-231-14UC1	111850	Complete Hub Assembly - (4.56" Pilot), Old Style
8-287-14UC1	111900	Complete Hub Assembly - (4.75" Pilot), New Style
8-231-14	111650	Hub Only - (4.56" Pilot), Old Style
8-287-14	111875	Hub Only - (4.75" Pilot), New Style
25580	130800	Inner Bearing
02475	131000	Outer Bearing
25520	136200	Inner Race
02420	137000	Outer Race
10-48	161230	Oil Seal, (3.376" O.D., 2.375" I.D.), Use with 60-6 Wear Sleeve, Old Style
60-6	161235	Oil Seal Wear Sleeve, use with 10-48 Seal, Old Style
10-63	161225	Unitized Oil Seal (3.376" O.D., 2.250" I.D.), New Style
RG04-230	150940	Oil Cap Kit, (21-35 Cap, 10-45 O-Ring, 46-32 Plug)
46-52	156000	Oil Hub Plug
25-47	148600	Screw-in Stud, 9/16" Diameter
7-132	145200	Drive-in Stud, 9/16" Diameter
7-115	145600	Drive-in Stud, 5/8" Diameter (optional)
6-53	140800	9/16" Cone Wheel Nut
6-109	141000	5/8" Cone Wheel Nut (optional)

